

# CASA ELISA CHECK-IN

If you have difficulty watching the video, below are the check-in instructions.

## **by taxi**



the drive it will take you to the entrance of the building and then follow the indications from \*

## **by bus**


get off the bus at Bar Milano



Walk up few meters on the main road until the first street on your left



Once you reach the building (via per Tondello n°9),  
\* go down the first stairs and arrive at entrance B.



Take the keys from the locker




On the intercom press the "CASA ELISA" button and the lock opens. Pull and then push the door to enter.

Enter and turn right and at the end of the corridor




turn right again



Go up four strais



than turn right in the small corridor



CASA ELISA entrance door is the one in front of you.  
There are two locks and the one to use is just under the handle.

**by car**

continuing a few meters after the entrance of the building, on the right you will find a first car park and if occupied, after a few meters you will find one on the left.



Inside the apartment you will find a pass that allows you to leave your car in these two car parks without time limits.